

Fachunterricht
Englisch
Sekundarstufe
Klassen 7 und 8



WELCOME TO
PLASTIC FREE
NILGIRIS



Plastic free
Nilgiri
mountains

Impressum:

Adivasi-Tee-Projekt/ Adivasi-Kooperationsprojekt e.V.
Gertrud-Bäumer-Straße 17, 59174 Kamen
verantwortlich für Konzeption & Text: Petra Bursee
in Kooperation mit: Adivasi Munnetra Sangam
www.adivasi-tee-projekt.org

Adivasi
Tee
Projekt

Hinweise:

Drucken Sie die Seiten auf A4 aus.
Um dieses Material als Heft falten zu können, nutzen Sie die
Heftversion in A3 mit angepasster Seitenanordnung.
Die Informationen zur Situation vor Ort beruhen auf Interviews mit
und Erfahrungen von unseren indischen Partner/innen bzw. Adivasi
(Ureinwohner/innen) in den südindischen Nilgiri-Bergen.
Vielen Dank für Ihr Feedback. Unsere Materialien sind kostenfrei.
Herzlichen Dank für Ihre Spende für unsere Bildungsarbeit.

Gefördert von:

Gefördert von Brot für die Welt mit Mitteln des
evangelischen Kirchlichen Entwicklungsdienstes.
Gefördert von ENGAGEMENT GLOBAL im Auftrag des BMZ.



Für den Inhalt dieser Publikation ist allein Adivasi-Kooperations-
projekt e.V. verantwortlich; die hier dargestellten Positionen geben
nicht den Standpunkt der Geldgeber und des Bundesministeriums
für wirtschaftliche Zusammenarbeit und Entwicklung wieder.

**Arbeits-
blätter**

Unterrichtsmaterial
für den Lernbereich
Globale Entwicklung

Plastic free Nilgiri mountains

[1] Travel to the Nilgiri mountains in South India


„I am **Shantakumari**. I am 12 years old.

I live with my family and my dog in the Nilgiri mountains in South India. We live in a small village. There is a big forest around our village, but a small new road too. Come and visit my family!”



drawing:
Adivasi-Tee-Projekt

photos: Adivasi-Tee-Projekt



▶ 1. Bangalore

Take an airplane and fly to Bangalore. Your flight will take 10 hours or more. Bangalore is a big city in South India. Do you want to go shopping?

Take a train, bus or taxi to Mysore.



▶ 2. Mysore

After 3 hours you arrive in Mysore. Mysore is a small city. Many tourists want to visit the famous palace. Do you like to visit the palace?



▶ 3. Mudumalai Tiger Reserve

Take a bus or taxi to Gudalur in the Nilgiri mountains.

The journey from Mysore to Gudalur in the Nilgiri mountains is very interesting. You pass big forests and the Mudumalai Tiger Reserve. Maybe you are lucky to see wild animals? But do not leave the bus, this is dangerous.

Plastic free Nilgiri mountains

[1] Travel to the Nilgiri mountains in South India

photos: Adivasi-Tee-Projekt



4. Gudalur

After a three hour bus journey you arrive in Gudalur. Gudalur is a small town in the Nilgiri mountains. Do you like to buy mangoes or bananas?

Take a bus or taxi.



5. Shantakumari's village Kottaimedu

There is a new small road to the village. The taxi goes to the village. But the bus doesn't – you have to walk for two kilometres.

Shantakumari's family and neighbours welcome you. Do you like to eat or drink an Indian tea? Or do you want to sleep?

Task 1:

Read the texts and look at the photos.

Task 2:

Is this statement true or false? You find the correct information in the texts.

1. Bangalore is a small city.
2. There is an airport in Gudalur.
3. There are many shops in Bangalore.
4. There is a train station in Mysore.
5. Many tourists visit Mysore.
6. There are tigers in the Nilgiri mountains.
7. Gudalur is a big town.
8. Kottaimedu is a small village in the forest.
9. There is no road to the village Kottaimedu.
10. There is no bus to the village Kottaimedu.

Task 3:

Fill in the sentences with the verbs a) in simple present, b) in simple past.

- do - drink - take - arrive - walk -
- eat - buy - go - see - leave - travel - visit

1. I ... by airplane to Bangalore.
2. In Bangalore I ... shopping.
3. From Bangalore to Mysore I ... a train.
4. In Mysore I ... the palace.
5. In the forest I ... wild animals.
6. I ... not ... the bus in the forest.
7. The bus ... in Gudalur after three hours.
8. I ... mangoes and bananas in Gudalur.
9. From the main road I ... to the village.
10. In Kottaimedu we ... tea.

Plastic free Nilgiri mountains

[2] Nilgiris – the beautiful blue mountains

„We are **Nishita** from India and **Sarah** from Germany. Come and visit with us the beautiful Nilgiri mountains in South India.“



photos: Adivasi-Tee-Projekt



Text 1:

„Nilgiri“ is an Indian word and means blue in English: The Nilgiri mountains are the Blue mountains. In the photo to the left the distant mountains look blue.

The name „Blue mountains“ comes from a small flower: The blue and lilac Kurinji flowers colour the Nilgiris mountains blue and lilac – but only every 12 years.





photo: by permission of the photographer Godwin Vasanth Bosco

Text 2:

In the Nilgiri mountains there are high mountains, low hills and green valleys. There are big forests and grasslands.


It is always warm and sometimes hot. There is a lot of rain and it is very green. There are rivers and lakes.

Only in summer it is dry and the forest looks brown.



Plastic free Nilgiri mountains

photos: Adivasi-Tee-Projekt



[2] Nilgiris – the beautiful blue mountains

Text 3:

There are many animals in the Nilgiri mountains. There are elephants, tigers, leopards, deers, wild pigs, foxes, monkeys and many more animals. You can see many birds and big beautiful butterflies.



Task 1:

Give a title to the texts 1, 2 and 3. Look at the photos and read the texts to find a title.

Task 2:

Describe the Nilgiri mountains with adjectives and adverbs. Use „there is“ and „there are“.

Example: *There are brown and green grasslands.*

Adjectives and adverbs to help you:

beautiful – big – blue – brown – deep – different – dry – gray – fantastic – green – high – hot – interesting – large – lilac – lovely – low – many – nice – small – warm – wild – wonderful – yellow

Task 3: Dialogue

- Read the dialogue.
- Perform a dialogue with a classmate.

Dialogue:

A: Hello, I am Nishita.

B: Hello, I am Sarah. How are you?

A: I am fine. Where are you from?

B: I am from Germany. Where do you live?

A: My family is from Bangalore. But I live in the Nilgiri mountains. I like the nature here.

B: The Nilgiri mountains are very beautiful.

A: Yeah, the landscape here is fantastic. What do you like here?

B: Oh, everything. I like the green hills and the beautiful butterflies. And I love the baby monkey, it is so cute. What do you like?

A: I love the view from the hills. One day I want to see the Kurunji flowers.

B: Oh, I also want to see the Kurunji flowers.

A: Okay, visit me again and we can see them together.

B: Thank you. That's very nice. Bye.

A: Bye. See you soon.

Plastic free Nilgiri mountains

[3] Plastic in everyday life

„Hello, I am Radhakrishnan. I live in South India, in the village Muchikundu.

For one week I collected our waste at home. Most of it is organic waste. We can fertilise the field or feed our animals with it. That's good.

But what do we do with the plastic? Plastic is harmful for the environment.“



photo: Adivasi Munnetra Sangam

Task 1:

- Read Radhakrishnan's text.
- Recite Radhakrishnan's text with your classmates as a dialogue between Radhakrishnan and Verena.

Task 2:

Fill in the sentences:

- Radhakrishna lives in
- He collected his waste for
- Most of Radhakrishnan's waste is
- Organic waste is good because
- Plastic is



design: Adivasi-Tee-Projekt, based on Radhakrishnan's fotos

Task 3:

Complete the list with the articles below and help Radhakrishna and Verena to sort their garbage:

- Use it again at home: *glass, ...*
- Feed the animals: *fruits, ...*
- Put it in the dustbin: *milch box, ...*

eggshells paper bag bun bag
 newspaper glass bottle chocolate box egg box
 plastic bottle camembert box cloth
 vegetables banana peels toilet paper roll tin
 plastic packaging yoghurt cup juice box

Plastic free Nilgiri mountains

[3] Plastic in everyday life

„Hello, I am Verena. I live in South Germany, in a village near Heidelberg.

For one week I collected our waste at home. Most of it is plastic waste. That's not good. I was shocked, because we have so much plastic waste. Plastic is harmful for the environment.“



photo: Adivasi-Tee-Projekt



design: Adivasi-Tee-Projekt, based on Verena's fotos

Task 4:

- Read Verena's texts.
- Recite Verena's text with your classmates as a dialogue between Verena and Radhakrishnan.

Task 5:

Fill in the sentences:

- Verena lives in
- She collected her waste for
- Most of Verena's waste is
- She was shocked because
- Plastic is

Task 6:

Prepare a speech.

Talk about the waste at your home:

- Is your waste similar to Verena's waste or to Radhakrishnan's waste?
- What kind of waste is yours at home (paper, organic, glass, metal, fabric, plastic)?
- What do you do with it?
- Is your waste harmful for the environment?
- How can you change your waste?

Plastic free Nilgiri mountains

[4] Beautiful nature? The problem of plastic

photos: unknown source



4.1: Plastic bottle in a forest



4.3: A dog searches for food amongst plastic waste in India



4.2: Plastic waste in the Himalaya mountains in North India



4.4: An elephant searches for food amongst plastic in India

Text 1:

About one third of the plastic in the world is packaging material. Which means that many of our plastic articles become waste soon.

People use a plastic bag for fruits or vegetables only for about 25 minutes. Millions of plastic bags become waste every day. Every year there is more plastic waste.

Half of the plastic waste in Germany is burnt. When you burn plastic you burn chemicals, which is not good for the environment.

Half of the plastic waste in Germany is recycled. This is good, but you need water and energy for recycling.

To avoid plastic waste is ecofriendly.

Task 1:

Read the text 1 and give a title to the text.

Text 2:

Plastic is bad for the environment. Why?

It contains oil and many chemicals.

Most of the plastic in the world finally swims in the oceans. There it takes a very long time to biodegrade or disappear. For example:

An apple disappears in 2 months.

A cardboard box disappears in 2 months.

A plastic bag disappears in 10 to 20 years.

A plastic cup disappears in 50 years.

A bottle of plastic disappears in 450 years.

But plastic does not really disappear, it only gets invisible: The plastic gets so small that you can't see it. But it is still there in nature, and the fishes, whales or sea turtles eat it.

Task 2:

Read the text 2 and give a title to the text.

Plastic free Nilgiri mountains

[4] Beautiful nature? The problem of plastic

Task 3:

Explain why plastic is bad for the environment. For information read the text 1 and 2 and look at the photos.

Task 4:

It is not good to throw plastic waste into nature, where most of the waste ends up in water.

Explain the picture below.

Task 5:

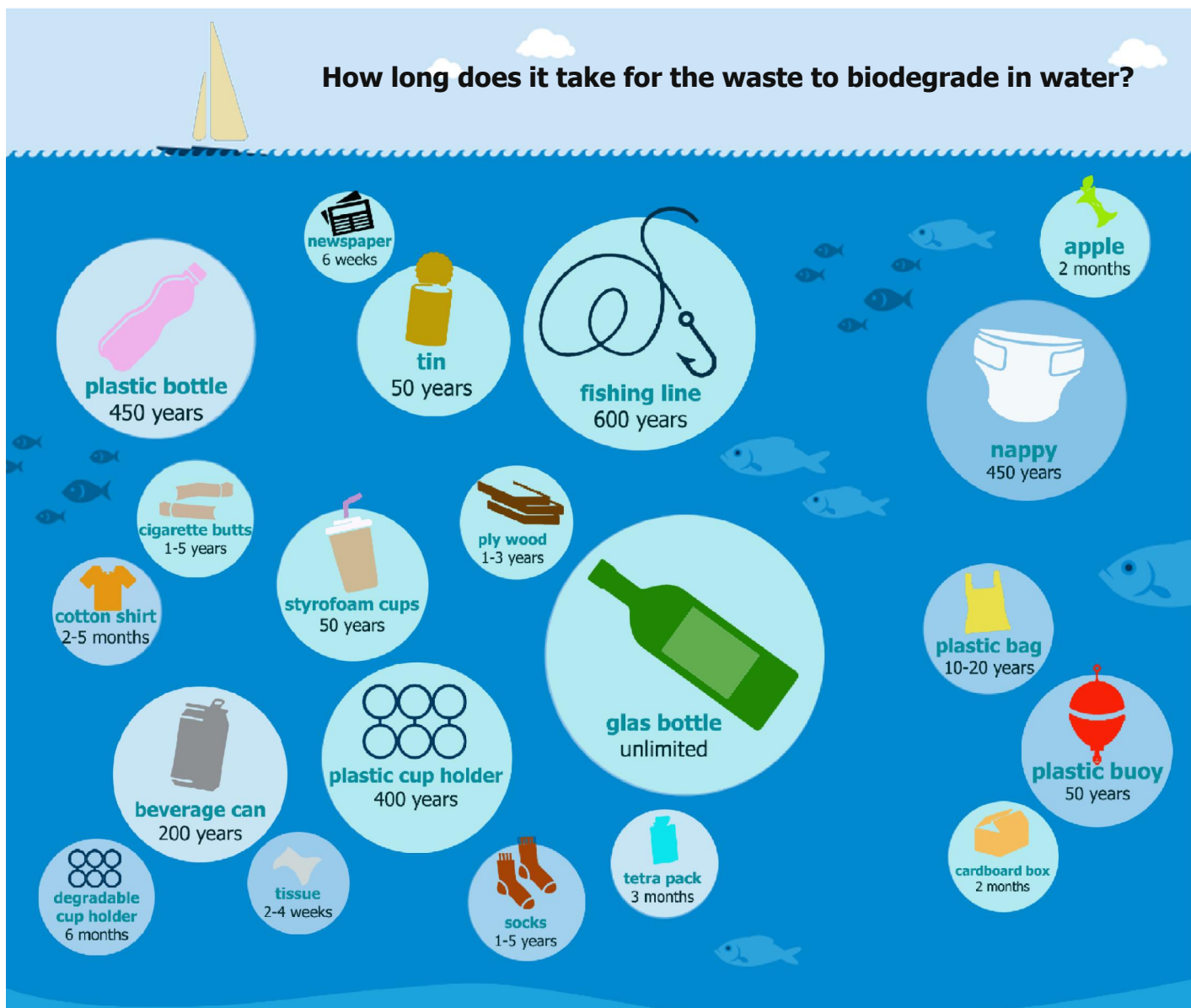
a) **Create a ranking** and sort the following actions into 1. - 2. - 3. - 4. - 5.:

- Burn plastic waste
- Reuse plastic articles
- Throw plastic waste into nature
- Avoid disposable plastic products
- Recycle plastic waste

b) **Discuss** your rankings with your classmates. Example:

Yes, I agree with your ranking, because ...

No, I don't agree. I think that ...



datas and design (adapted by Adivasi-Tee-Projekt):

www.umweltbundesamt.de/sites/default/files/medien/419/dokumente/wie_lange_braucht_der_muell_um_abgebaut_zu_werden.pdf

Plastic free Nilgiri mountains

[5] Plastic free Nilgiris: reuse, reduce, recycle

**WELCOME TO
PLASTIC FREE
NILGIRIS**



5.1: Road in the Nilgiri mountains in South India

Text 1:

„Welcome to PLASTIC FREE NILGIRIS“.

This means, that plastic bags are not allowed in the Nilgiri mountains. In the Nilgiri mountains no plastic should harm the nature.

„PLASTIC FREE NILGIRIS“ is an initiative from the Indian government to keep the Nilgiri mountains clean.

In the Nilgiri mountains:

- Do not buy plastic bags.
- Do not throw plastic articles into nature.
- Avoid to buy any plastic articles.

Task 1:

Read the text 1. Give a title to the text.

„I am **Vaishna**. I am 14. I live with my family in the village Pattavayal in the Nilgiri mountains. I love nature. I like to walk to the river with my friends. A nature without plastic waste looks beautiful.“



5.2: Vaishna



5.3: Vaishna and her friends pass a river

Plastic free Nilgiri mountains

[5] Plastic free Nilgiris: reuse, reduce, recycle

Task 2:

- Read the message.
- Write a similar message.

Hi mom. Don't worry, I am fine. 😊
 I am now in the Nilgiri mountains. It is so green and beautiful here! It is so nice here - I don't come home. Ha ha. 😄
 There is no plastic waste here, it is very green and clean. It's Plastic Free Nilgiris!
 Great - I hate all this plastic waste. 😬

Task 3:

- Read the letter.
- Write a similar letter.

Hello Andreas,
 Many holiday greetings from South India!
 I am fine. My visit to India is very interesting. Now I am in the Nilgiri mountains. It is beautiful here: It is green everywhere! There are banana fields and tea plantations, small villages and towns. Of course there are many tourists and a lot of traffic too. But there are big forests with deers and even elephants and tigers. Imagine: wild tigers and wild elephants! Tomorrow we will go on a group tour to the Mudumalai Tiger Reserve. I hope to see wild animals - maybe an elephant or a beautiful wild peacock. I hope I can take nice photos. There is something interesting I want to tell you: No plastic bags are allowed in the Nilgiri mountains. I can't see any plastic lying around on the road or in nature. That's great, isn't it? Plastic is so bad for the nature. So now I have a fantastic textile bag, in my favourite colour: night blue. I will send you a photo of me with my new bag.

I hope you are well.

Love, Anne



Plastic Free Nilgiris - RAP

Plastic free Nilgiris !
 Did I tell you this?:
 „Plastic is bad.“
 Yeah – that's what I said.
 For nature it's not good.
 And if animals could
 they would damn it
 and then totally ban it.
 Plastic recycling -
 this is a good thing.
 Or better reuse it
 if you can do this.
Avoiding the plastic -
that's just fantastic !

lyrics: Adivasi-Tee-Projekt. Feel free to use, perform and change it for educational purpose.

Task 4:

„Plastic Free Nilgiris - Rap“

- Read the text aloud. Read it again till you get a Rap rhythm, the underlines help you.
- Translate the text. Do you like the text?
- Perform the Rap. You can do this together with your classmates. You can change the text or add more lines.

Plastic free Nilgiri mountains

[5] Plastic free Nilgiri mountains: reuse, reduce, recycle



5.4: Aghalya and Ulrike

„I am **Ulrike**. I am 12 years old. With my friend Aghalya I went shopping in the town Gudalur in the Nilgiri mountains. There is only one main road, but there are many shops. I was surprised to see plastic bags and plastic packaging in some shops. The Nilgiri mountains are supposed to be plastic free, aren't they? But we didn't use plastic bags: There are other packing materials!



5.5: Main road in Gudalur in the Nilgiri mountains

photos: Adivasi-Tee-Projekt



5.6: Various packaging materials

Task 5:

- Read** what Ulrike says. Did she use plastic bags on her shopping tour in Gudalur?
- Name** the packing materials which you see to the right.
- Sort** the packing materials into this table:

good for the environment:	<i>a banana leaf, a curcuma leaf, ...</i>
bad for the environment:	

collage: Adivasi-Tee-Projekt

Plastic free Nilgiri mountains

[5] Plastic free Nilgiri mountains: reuse, reduce, recycle

5.7: Banana leaf plates for a festive lunch.



photo: Adivasi-Tee-Projekt

▼ **1.** Indians often use banana leaves as plates, especially for festive meals. The girl Venilla in Gudalur explains: „The meal tastes best on a banana leaf. We cut and wash the leaf. After the meal we fold it and throw it away.“

5.8: A disposable leaf plate and a plastic plate



▼ **2.** Disposable leaf plates are available in India. The boy Vishnu in Gudalur explains: „Some people buy plates and bowls of dry leaves when they have many guests. Leaf plates are fully ecofriendly, not like disposable plastic plates: When you throw the leaf plate away, a cow eats it.“



5.9
photo: Adivasi Munnetra Sangam

▶ **3.** Indians use big leaves to pack things. The boy Subramanian in Gudalur explains: „We use big curcuma leaves to pack our handmade soaps.“



▶ **4.** The girl Vijimol from Gudalur says: „This is a banana leaf bag which can hold even liquid food. You can take home some food from a shop or a wedding.“

Task 6:

- Watch a video** how to make the banana leaf bag above:
<https://www.youtube.com/watch?v=bRBveQYlgM4>
- Create your own bag** like the bag above. Try for instance a large rhubarb leaf. Or use paper.
- Make a test.** Can your bag hold something? (Try a handful of soil.) Can it hold something liquid like yogurt or curd? (Try some wet mud.)



▶ **5.** The girl Aghalya from Gudalur tells: „I learnt at school how to make such a newspaper bag. It is very nice to wrap gifts or souvenirs with it.“

Task 7:

- Watch a video**, how to make the newspaper bag above:
<https://www.youtube.com/watch?v=aest2gsxFow>
- Create your own bag** like the bag above. Use newspaper.
- Make a test** and compare your newspaper bag with a plastic bag: How much can your newspaper bag hold?

Plastic free Nilgiri mountains

[5] Plastic free Nilgiri mountains: reuse, reduce, recycle

Task 8:

- a) **Look** at the picture below.
Name the 13 plastic items.
- b) **Form sentences** with your arguments:
 Can you avoid the plastic articles? Can you reuse the items to avoid plastic waste?
 Phrases to help you:
I can avoid ... - I can't avoid
It is easy - difficult / possible - not possible / necessary - not necessary, avoidable - unavoidable, because ...

I like it. / I need it. / There is no alternative to plastic. / I can use paper instead of plastic. / I can reuse it.

Examples:

- I can avoid using a drinking straw. It is easy, because it is not necessary for drinking.
- I can't avoid a raincoat. It is not possible, because I need it. But I can reuse it very often.



5.12: Disposable plastic articles

Task 9:

- a) **Look** at the pictures below.
Describe how some people reuse plastic articles.
Some people use ... to make
- b) **Think** how you could reuse plastic articles.
 Explain your idea to your classmates – you can use pictures or draw.
- c) **Start a competition** in your class. Who can make the most beautiful or the most interesting thing out of a plastic bottle?



5.13: Examples how to reuse plastic articles

collage: Adivasi-Tee-Projekt

Plastic free Nilgiri mountains

[5] Plastic free Nilgiri mountains: reuse, reduce, recycle

„I am **Rahul**. I am a teacher at the Vidyodaya Adivasi School in Gudalur in the Nilgiri mountains.

Plastic waste is a problem. In former times almost all the household waste was organic. Now people use more plastic.

You can throw food behind your house – a cow will eat it. But to throw away plastic is a problem.



„11 students of our school formed the youth club Yuwa. They made posters and hung them right in front of the houses of 20 families. This was a big success. After one or two weeks people separated paper, plastic and food waste. You could not see plastic waste on the streets.”



photos: Adivasi-Tee-Projekt

„Hi. We are **Badichi, Ramya and Anju**. We study the Vidyodaya Adivasi School in Gudalur in the Nilgiri mountains.

There is no garbage collection in our villages. People burn the plastic or the plastic lies around. This is a problem.

We started a recycling group at our school. We collect the plastic waste from neighbours and take it to the Rotary Club in town. Then a lorry takes the plastic waste to a recycling factory.”

Task 10:

a) **Read** what Rahul says.

Answer: What is the difference between organic waste and plastic waste?

Explain: What do the posters show, created by the youth club Yuwa?

b) **Read** what Badichi, Ramya and Anju say.

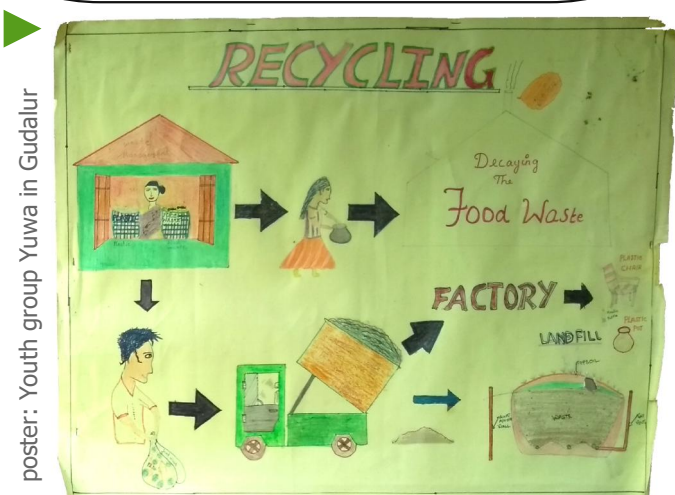
Answer: What is the problem?

Explain: What do they do?

c) **Create a poster** which shows how to reduce, reuse or recycle plastic waste.

d) **Organise an action:** Collect paper, glass or plastic waste from your families and neighbours and take it for recycling.

e) **Document** how to make a compost heap.



Plastic free Nilgiri mountains

